



2026 3

TÜV NORD

3 Tiger Neo 3.0

IEC 61215-2:2021 MQT 06.1

STC

1000W/m²

AM1.5

25°C

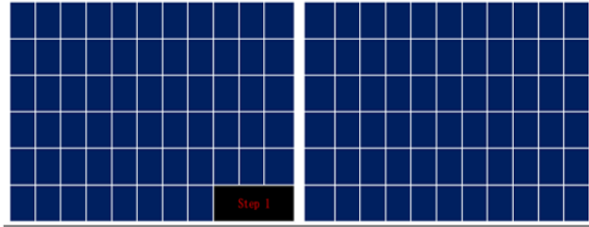
A+A+A+

1	BC	650+W
2		630+W
3	3 Tiger Neo 3.0	650+W

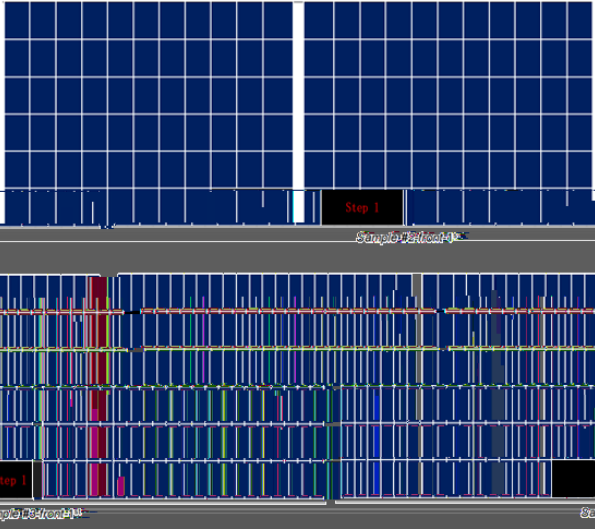
Tiger Neo 3.0

			□
1	-34.14%	-34.42%	-17.50%
2	-47.27%	-48.63%	-24.32%

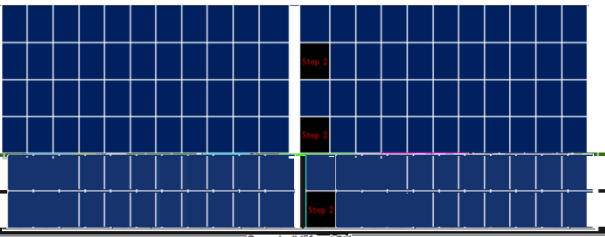
3



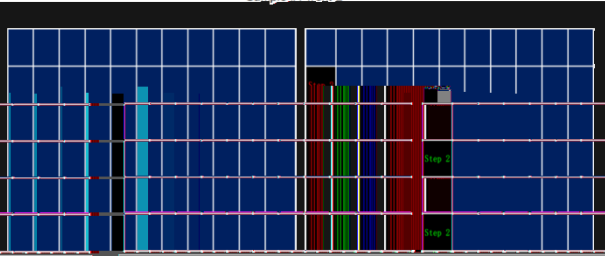
Sample #1-front-1^a



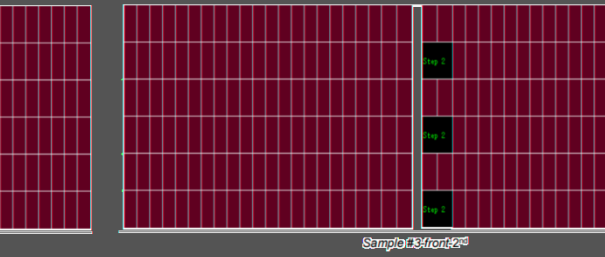
Sample #1-front-1^b



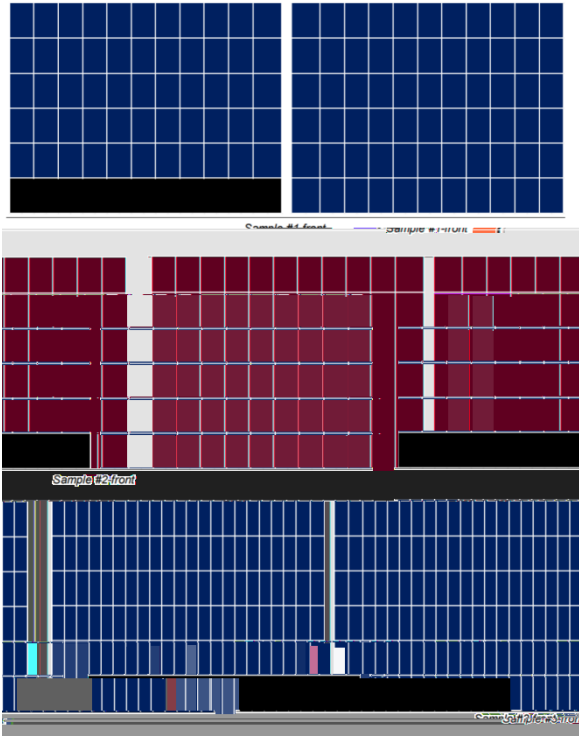
Sample #1-front-2^a



Sample #1-front-2^b



Sample #1-front-3^a



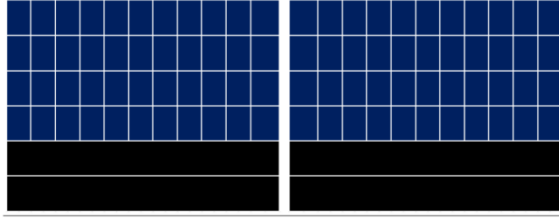
Tiger Neo 3.0 BC 17.5% BC 48.8% 34% 16.7%

□

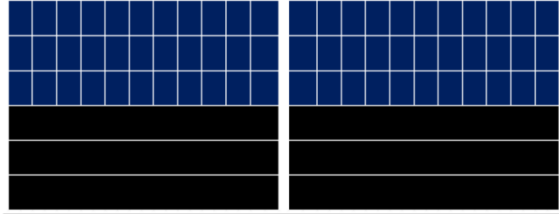
25% 100%

			□
25%	-13.8%	-15.2%	-7.2%
50%	-34.2%	-34.4%	-17.7%
75%	-34.3%	-34.5%	-30.1%
100%	-34.3%	-34.5%	-34.6%

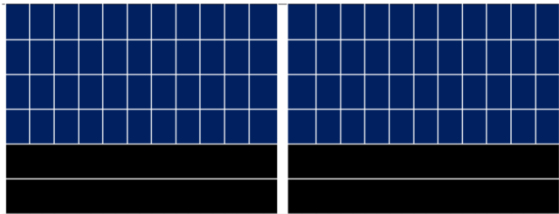
25% 25%-75% Tiger Neo 3.0 7.2% BC
50% 75%



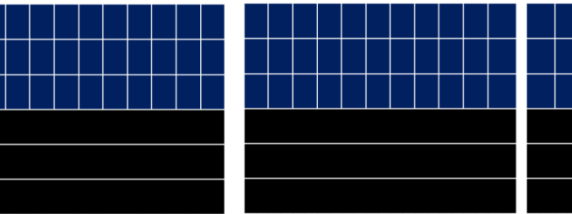
Sample #1-front-2 string



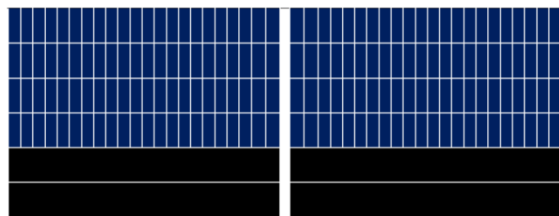
Sample #1-front-3 string



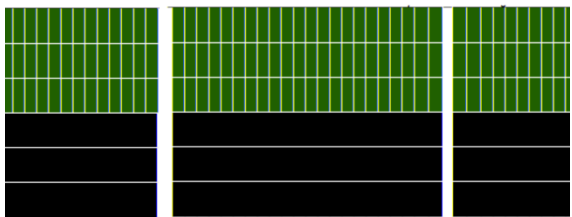
Sample #2-front-2 string



Sample #2-front-3 string



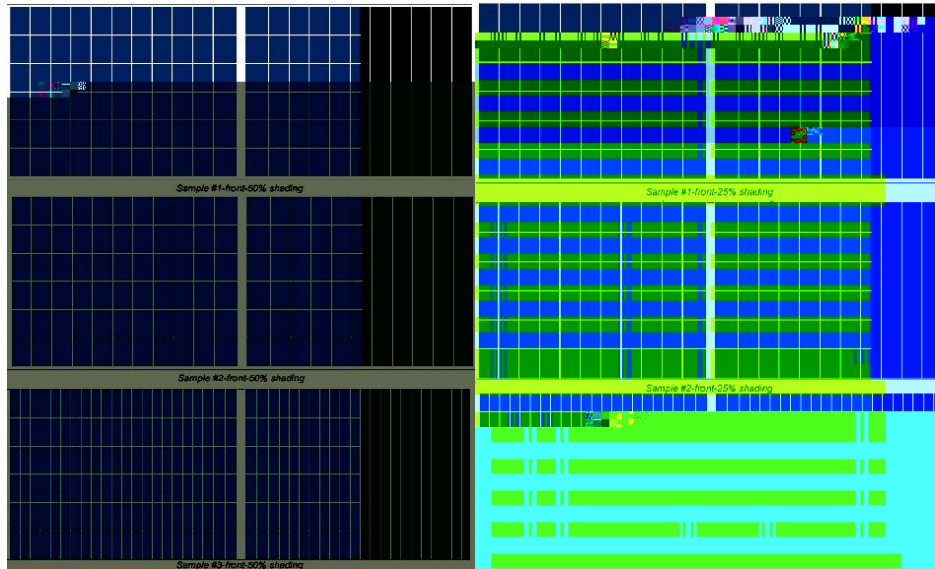
Sample #3-front-2 string

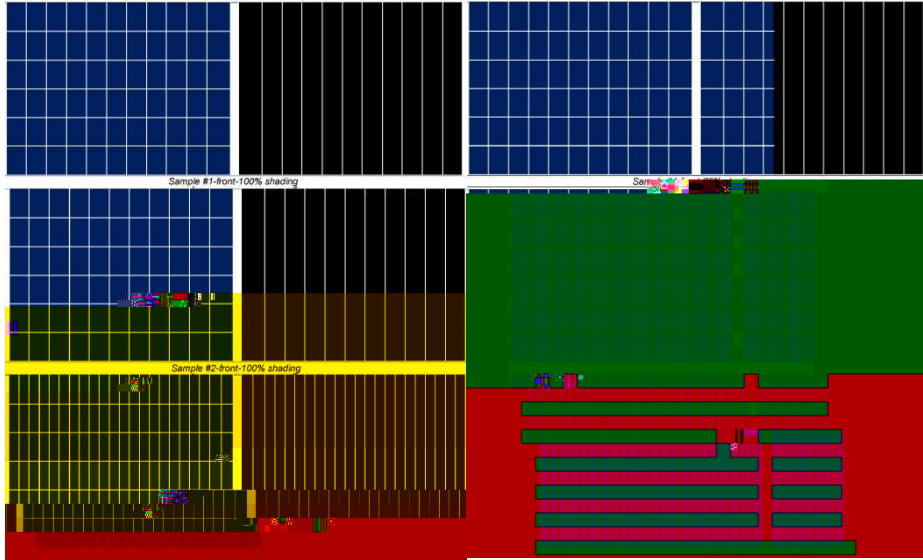


Sample #3-front-3 string

BC		-68.4%		-68.7%	Tiger Neo 3.0	-63.5%
BC	4.9				15.5%	

			□
25%	-50.2%	-50.1%	-50.1%
50%	-49.9%	-50.1%	-50.1%
75%	-49.8%	-49.9%	-49.8%
100%	-49.1%	-49.4%	-49.4%





Tiger Neo 3.0

25% 50%

□

Tiger Neo 3.0

	□	
	49.3%	
	48.8%	
25%	47.8%	
50%	48.2%	
	7.2%	

	TÜV NORD	2025 9	2025 12	30%
	TOPCon	BC		2.51%
			200W/	TOPCon
N BC	12.69%		TOPCon	

-

TÜV NORD Test Report No. TRPV03191/26P/01