


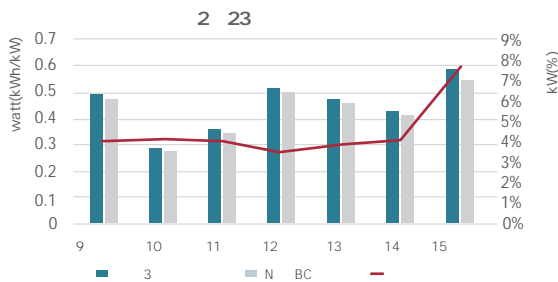
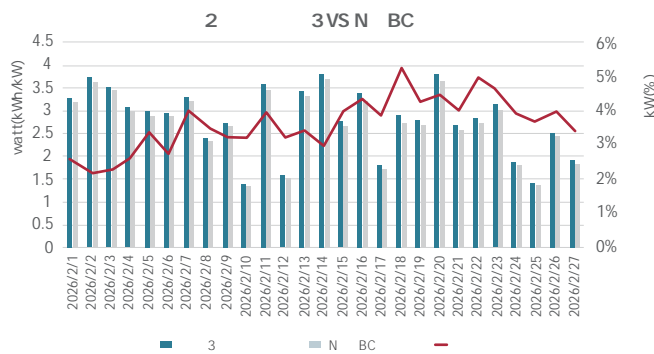
3 N BC

3.58%

1 2026 2 1 2026 2 3
27 3
76.17 kWh/kW N BC 73.53 kWh/kW
3 3.58%
2 3 2 23

8 4.02% 3
15 7.70%
9 15 3.51% 4.12%

3 3 TOPCon
N BC



1. 3 650W 8 N BC
650W 8
2 0°
3 MPPT
4 2026 2 1 2026 2 27
5 2026 2 23 2 20 27
6 Wh/W Wh/W

	3	N BC
W	650	650
mm)	2382X1134	2382X1134
kW)	5.2	5.2

N BC 3 3.58% 7.70%
0°
3 3

3 TOPCon N BC
3